

ARMOUR

JOINT ADJUSTABLE



TRADITIONAL JOINT ARMOURING IN ADJUSTABLE HEIGHT FORMAT

ADVANTAGES

- Adjustable height format for variable-depth slabs
- Standard Joint heights available: 150-200 mm, 200-250 mm
- Superior joint armouring with 10mm wide square corner cold drawn steel
- The best discrete plate dowel load transfer
- High load transfer from high tensile plate dowels
- Improved locking into concrete compared to shear studs
- Reduced random cracking potential
- Stress relief in concrete
- Increased bearing capacity
- Floor life increased

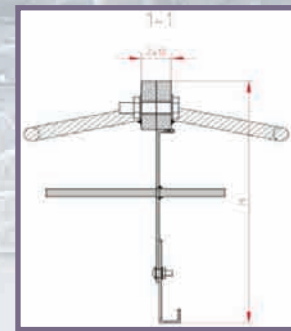
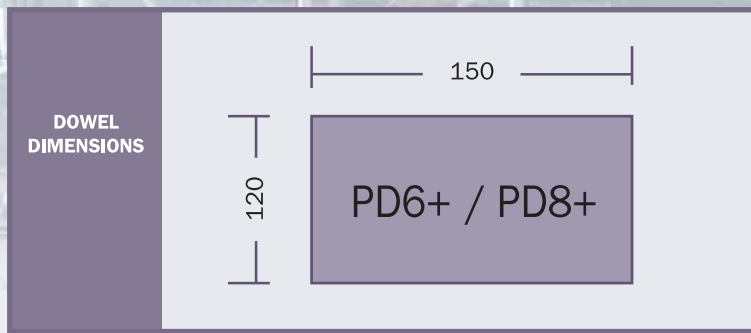
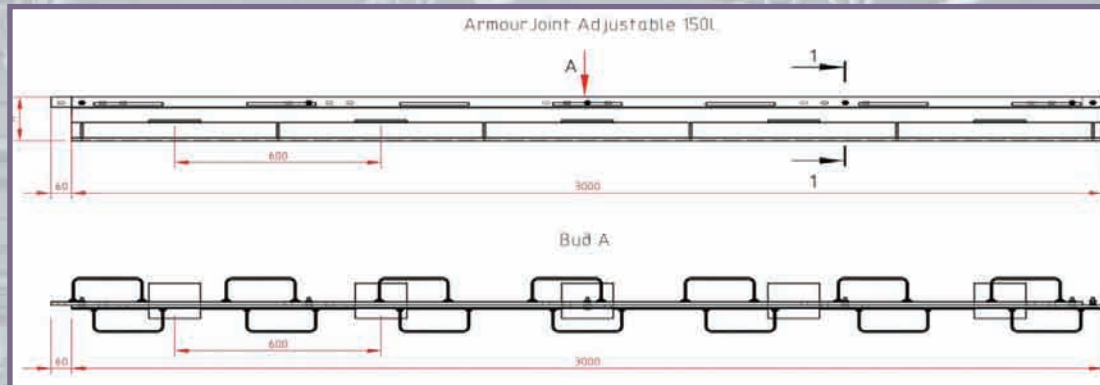
FlorCon Rus

FLOOR INNOVATIONS

Ul. Poklonnaya, 8, office 13
Moscow, 121170 RF
email: florcon.rus@gmail.com
tel.: +7 495 1340060

STRUCTURE

ARMOUR JOINT ADJUSTABLE



Dowel bearing capacity and load transfer (in accordance with TR34 4-th edition)

For typical concrete slabs, C25/30 concrete grade, joint opening up to 20mm (calculations for unreinforced slab); modulus of subgrade reaction $k_s=0,03 \text{ H/mm}^3$		Bursting, kN		Bending, kN		Max. calculated load transfer within the effective length $2 \times 0,9 \times L$ *	
Slab depth	Dowel type	Dowel	Running meter	Dowel	Running meter	$2 \times 0,9 \times L$, m	kN
150mm	PD6+	19,2	32,0	44,3	74,0	1,335	43
	PD8+	19,2	32,0	69,8	116,3	1,335	43
200mm	PD6+	31,5	52,5	44,3	74,0	1,657	87
	PD8+	31,5	52,5	69,8	116,3	1,657	87
250mm	PD6+	35,4	58,9	44,3	74,0	1,959	115
	PD8+	35,4	58,9	69,8	116,3	1,959	115
300mm	PD6+	37,6	62,7	44,3	74,0	2,245	140
	PD8+	37,6	62,7	69,8	116,3	2,245	140
350mm	PD6+	42,1	70,2	44,3	74,0	2,521	177
	PD8+	42,1	70,2	69,8	116,3	2,521	177

* – effective length of the joint participating in load transfer across the joint is $2 \times 0,9 \times L$ (for the case of a single point load at the joint edge), where L – radius of relative stiffness depends on slab depth, modulus of subgrade reaction k_s , concrete strength grade.

This table shows the load at failure in bursting (failure of the concrete) and bending (failure of the dowel) for a joint opening of 20mm. Larger joint openings can be accommodated. The ultimate load has been calculated in accordance with TR34 4-th Edition. For more detailed analysis please contact FlorCon Rus.